

Agilent E1421B 6-Slot, C-Size VXI Mainframe

Data Sheet

- 6-Slot, C-size
- Compact size, low cost
- Portable or rack-mount
- Ultra-reliable power supply
- Power supply serviceable through the rear panel
- Pressurized air channel cooling


Description

The Agilent Technologies E1421B C-size, 6-slot VXI mainframe is a compact, cost-effective solution for configurations requiring fewer slots than the 13-slot E1401B or E84XX series C-size mainframes.

The smaller size and weight of the E1421B make it an excellent choice for either portable or rack-mount applications. The E1421B complies with the VXIbus Specification by providing injector surface rails used by the QUIC easy module insertion and extraction system.

Agilent has incorporated its industry-leading Pressurized Air Channel cooling system into the design of the E1421B. It ensures clean, uniform airflow to each module. For greater power supply serviceability, power input intake is through the rear of the mainframe. Airflow is through the right side and exhausts through the left.

Refer to the Agilent Technologies Website for instrument driver availability and downloading instructions, as well as for recent product updates, if applicable.



Agilent E1421B

General Characteristics

Airflow and Power Supply Serviceability

- Power input through the rear
- Power supply serviceable through the rear panel
- Cooling air enters through right side and exhausts through the left side
- No air filters

Backplane

- High performance
- Monolithic
- 6 slots
- VXI P1 and P2 connectors

The backplane features solid state automatic daisy-chain jumpering for the VMEbus grant and interrupt acknowledge lines, eliminating the need for hand selection of switch settings. The E1421B backplane is compatible with the Agilent backplane connector shield kit, P/N E1400-80920.

Product Specifications

Mechanical Specifications

	mm	inches
Height without bottom feet:	221.5	8.72
Height with bottom feet:	233.4	9.19
Width without side feet:	425.5	16.75
Width with side feet:	447.8	17.63
Depth with rear feet + power supply handles:	558.8	22.00
Weight:	13.9 kg / 30.6 lbs	

Power

The power supply generates backplane logic signals ACFAIL* and SYSRESET* in full compliance with the VXI Specification, Revision 1.4.

Usable power: 450 W maximum at 55° C

Power Supply Protection

All outputs are protected from over-temperature, over-voltage, over-current, and short-to-ground.

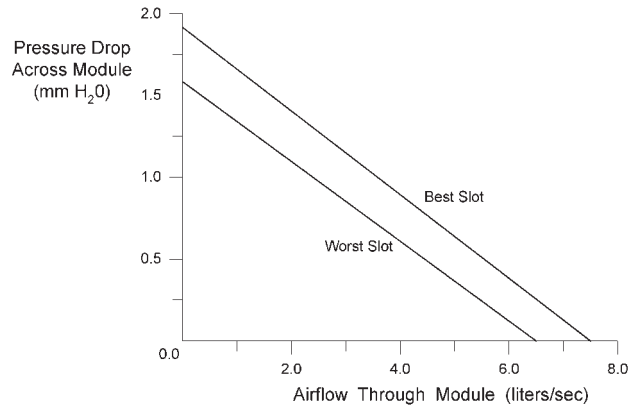
Power Input

50-60 Hz input power:
Automatic voltage ranging, nominal range: 100-240 Vac $\pm 10\%$
Nominal frequency range: 50-60 Hz $\pm 10\%$

400 Hz input power:
Nominal voltage range: 100-120 Vac $\pm 10\%$
Nominal frequency: 400 Hz $\pm 10\%$

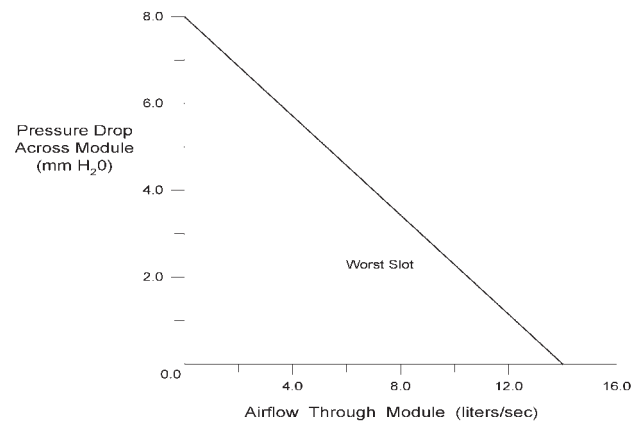
Inrush current: 40 A max

Agilent E1421B Cooling Specification Charts



VXI-8 Specification Draft 2.0. Fixture revision 1.7.

- VXI-8 Standard Modules installed in all other slots.
- Performance shown for Worst Slot (slot 1) and Best Slot (slot 4).
- Front-to-Rear Variance 19% worst case.
- Fans on Full Speed.
- Measurements taken at 1,500 m altitude.



All other slots blocked. Airflow decreases as additional slots are opened.

- Performance shown for Worst Slot (slot 1). Airflow is greater in all other slots.
- Fans on Full Speed.
- Measurements taken at 1,500 m altitude.

Environmental and Regulatory

Acoustic noise:	
Low-speed fan:	53 dBA sound pressure <i>(at bystander position)</i>
High-speed fan:	59 dBA sound pressure <i>(at bystander position)</i>

Shielding

Intermodule:	Gasketing per VXI Rev. 1.4, B.7.2.3. is provided.
Backplane:	Backplane Connector Shields per VXI Rev. 1.4, B.7.2.3 (available as Option 918 or as a separate accessory, p/n E1400-80920)
Intermodule chassis:	Intermodule chassis shields per VXI Rev 1.4, B.7.3.4 <i>(available as a separate product, p/n E1409B)</i>

Electromagnetic Compliance

To ensure compliance with RFI levels specified in standards EN55011 and CISPR11, the Backplane Connector shields must be installed in the mainframe. Order Option 918 to get shields factory installed.

The Agilent E1409B C-Size Chassis Shield allows grounded shielding between mainframe slots in the E1401B and E1421B VXI Mainframes. This shield fits between slots – not using up a mainframe slot.

General Specifications

VXI Characteristics

VXI device type:	Mainframe
Data transfer bus:	All per VXIbus specification, Rev. 1.4
Size:	C
Slots:	6
Connectors:	P1/2
Shared memory:	n/a
VXI buses:	All per VXIbus Standard Specification, Rev. 1.4

Available Current


	Peak Current (Amps) I_{MP}	Dynamic Current (Amps) I_{MD}
+5 V:	45.00	5.00
+12 V:	8.00	2.50
-12 V:	8.00	2.50
+24 V:	8.00	4.00
-24 V:	8.00	4.00
-5.2 V	40.00	5.00
-2 V:	15.00	3.50

Cooling/Slot

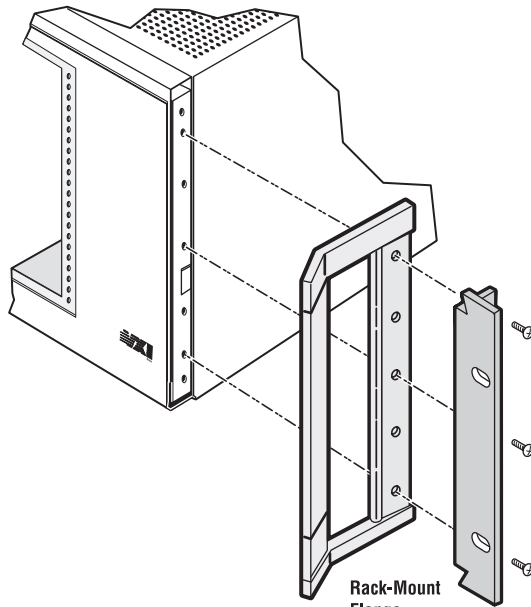
Watts/slot:	60 W (10° C rise)
ΔP mm H₂O:	n/a
Air Flow liter/s:	n/a

Ordering Information

Description	Product No.
6-Slot, C-Size VXI Mainframe	E1421B
Flange Kit	E1421B 908
Flange Kit (if ordered separately)	5063-9216
Handle and Flange Kit	E1421B 909
Handle and Flange Kit (if ordered separately)	5063-9223
Smoked Acrylic Door	E1421B 915
Smoked Acrylic Door (if ordered separately)	E1421-61205
Recess Flange Mounting Kit	E1421B 916
Recess Flange Mounting Kit (if ordered separately)	E1421-80916
Flush Rack Flange Kit	E1421-65000
Backplane Connector Shield Kit for 6-Slot Mainframe	E1421B 918
VXI Backplane Connector Shield Kit for 6-Slot Mainframe (if ordered separately)	E1421-80920
Filler Panel 1 Slot	E1400-60202
Series C Chassis Shield for E1401B	E1409B
Rack Slide Kit	1494-0060
Rack Slide Kit for Non-Agilent Rack	1494-0061
VXI Rail Kit	E3665AC

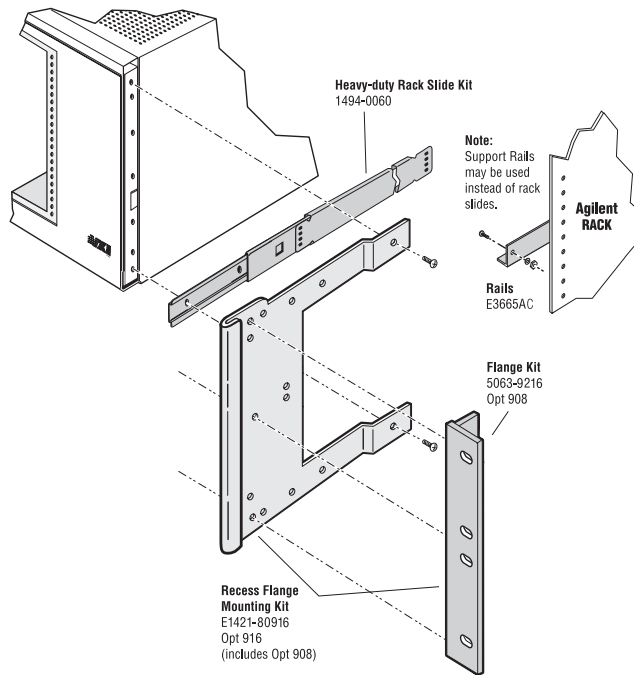


E1421B



**Rack-Mount
Flange
with Handle**
5063-9223
Opt 909

E1421B



Heavy-duty Rack Slide Kit
1494-0060

Note:
Support Rails
may be used
instead of rack
slides.

Rails
E3665AC

Flange Kit
5063-9216
Opt 908

**Recess Flange
Mounting Kit**
E1421-80916
Opt 916
(includes Opt 908)

**Agilent
RACK**

Agilent Technologies' Test and Measurement Support, Services, and Assistance

Agilent Technologies aims to maximize the value you receive, while minimizing your risk and problems. We strive to ensure that you get the test and measurement capabilities you paid for and obtain the support you need. Our extensive support resources and services can help you choose the right Agilent products for your applications and apply them successfully. Every instrument and system we sell has a global warranty. Support is available for at least five years beyond the production life of the product. Two concepts underlie Agilent's overall support policy: "Our Promise" and "Your Advantage."

Our Promise

Our Promise means your Agilent test and measurement equipment will meet its advertised performance and functionality. When you are choosing new equipment, we will help you with product information, including realistic performance specifications and practical recommendations from experienced test engineers. When you use Agilent equipment, we can verify that it works properly, help with product operation, and provide basic measurement assistance for the use of specified capabilities, at no extra cost upon request. Many self-help tools are available.

Your Advantage

Your Advantage means that Agilent offers a wide range of additional expert test and measurement services, which you can purchase according to your unique technical and business needs. Solve problems efficiently and gain a competitive edge by contracting with us for calibration, extra-cost upgrades, out-of-warranty repairs, and on-site education and training, as well as design, system integration, project management, and other professional engineering services. Experienced Agilent engineers and technicians worldwide can help you maximize your productivity, optimize the return on investment of your Agilent instruments and systems, and obtain dependable measurement accuracy for the life of those products.

By internet, phone, or fax, get assistance with all your test & measurement needs.

Online assistance:

www.agilent.com/find/assist

Phone or Fax

United States:

(tel) 1 800 829 4444

Canada:

(tel) 1 877 894 4414

(fax) (905) 282 6495

China:

(tel) 800 810 0189

(fax) 800 820 2816

Europe:

(tel) (31 20) 547 2323

(fax) (31 20) 547 2390

Japan:

(tel) (81) 426 56 7832

(fax) (81) 426 56 7840

Korea:

(tel) (82 2) 2004 5004

(fax) (82 2) 2004 5115

Latin America:

(tel) (305) 269 7500

(fax) (305) 269 7599

Taiwan:

(tel) 0800 047 866

(fax) 0800 286 331

Other Asia Pacific Countries:

(tel) (65) 6375 8100

(fax) (65) 6836 0252

(e-mail) tm_asia@agilent.com

Data Subject to Change

© Agilent Technologies, Inc. 2001

Printed in the U.S.A. May 1, 2004

5965-5528E



Agilent Technologies